

SOP - Rubber Softfall Mixer

DO NOT use this plant* unless you have been inducted in its safe use and operation by an Authorised Experienced Operator

This SOP may not cover all possible hazards and risks and should be referred to as a control measure in the risk assessment process. Additional training may be required for high risk plant. Site and task may change required PPE.

PERSONAL PROTECTIVE EQUIPMENT



Eye protection must be worn



Long and loose hair must be contained or covered.



Hearing protection must be worn



Foot protection must be worn



Hand protection must be worn



P2 face mask must be worn when airborne dust or fumes are created








Protective body clothing must be worn



High visibility clothing must be worn

POTENTIAL HAZARDS AND RISKS

-  **Entanglement**
Entanglement in moving parts
-  **Manual Task Injury**
Manual task injury from incorrect manual handling techniques
-  **Other**
Injury due to plant malfunction or misuse

-  **Cutting, Stabbing or Puncturing**
Injury from contact with moving parts
-  **Electrical Shock or Burn**
Electrical shock or burn from damaged or poorly maintained electrical leads and cables

PRE-OPERATIONAL SAFETY CHECKS

- ✓ Complete site specific risk assessment
- ✓ Complete visual plant check before operation
- ✓ Ensure you are familiar with plant operations and controls
- ✓ Ensure that guards are fitted, secured and functional in accordance with manufacturers guidelines
- ✓ Ensure all applicable Safety Data Sheets are available
- ✓ Confirm plant has a current electrical safety tag attached
- ✓ Check power lead is in good working order and does not create a trip hazard
- ✓ Ensure plant is protected by a RCD prior to starting

OPERATING PROCEDURES

- ✓ Keep clear of moving plant parts
- ✓ Operate plant to the conditions of the work area
- ✓ Ensure no person or animal is endangered when operating plant
- ✓ Ensure that the area does not contain any hazards that may impact on mixer operation
- ✓ Ensure plant is positioned on level ground and free from all obstructions
- ✓ Ensure the mixer is switched off at the power supply before connecting or disconnecting
- ✓ Mesh lid cover MUST be shut during operation at all times
- ✓ Be conscious of your manual handling techniques when filling mixer and turning machine to the side
- ✓ Only half fill machine with rubber and binder

- ✓ Before making adjustments or removing bucket from underneath plant, turn plant off and isolate (unplug)

ENDING OPERATIONS

- ✓ Allow plant to cool before performing any maintenance or cleaning
- ✓ Empty mixer bowl of contents
- ✓ Wash interior and exterior clean
- ✓ Ensure plant is in good working order and stored in the appropriate location

DO NOT

- ✗ Do not use if plant is faulty. Attach a DO NOT OPERATE tag and report fault to your supervisor
- ✗ Do not leave plant running unattended
- ✗ Do not insert your hands into the rotating mixing bowl
- ✗ Do not operate plant in wet and rainy conditions
- ✗ Do not operate plant on slippery or uneven surfaces
- ✗ Do not operate plant inside a building or other closed environment that is not fully vented
- ✗ Do not wear loose jewellery
- ✗ Do not use mobile phone while operating plant

*Plant in this SOP refers to any machinery, equipment, appliance, container, implement and tool.